

# LAICHANKEE COURSES

泥 塵 記 課 堂

Laichankee.com



Laichankee

2024



# ABOUT LAICHANKEE

## 關於泥塵記

### Teaching Philosophy

Laichankee believes in the wide application of ceramic art creation, which can be expanded through methods such as recording, exploration, community sharing, and more, to broaden the possibilities of creation. Laichankee is dedicated to ceramic art education, organizing various art projects, producing ceramic products, and holding art exhibitions to promote ceramic art.

### Other Collaborations

Laichankee also collaborates with different units to organize activities promoting ceramics, such as conservation projects and workshops in collaboration with the Hong Kong Dragon Kiln Concern Group, participating in “Local Pottery,” Hong Kong’s first large-scale pottery market, to hold sensory-related experiential activities, and conducting pottery skill classes in social welfare organizations, and more.

### 教學理念

泥塵記相信陶藝創作的應用可以很廣闊,它能藉由記錄、遊走、社區分享等等方式拓展創作的可能性。泥塵記旨在致力陶藝教育及策劃不同藝術項目、生產陶製產品及藝術展覽以分享陶藝。

### 其他合作

泥塵記亦與不同單位合作舉辦推廣陶藝的活動，例如與龍窯關注組合作的保育計劃及工作坊、參與「一本地陶」香港首個大型陶藝市集中舉辦與觸感有關的體驗活動、在社福機構舉辦陶藝技能課堂等等。





# LAICHANKEE FOUNDER

## 泥塵記創辦人

**Amie Chan**  
陳雅雯



Having practiced ceramics for over a decade, she completed her Master’s degree in Ceramics within the Crafts and Design program at the Estonian Academy of Arts in 2021. Her graduation piece, “Fuzziness,” earned her the Young Applied Artist Award. In 2014, she completed a Diploma course in Visual Arts Education and has nearly eight years of experience teaching ceramics at the high school level. Additionally, she serves as the principal instructor for the Laichankee. Starting in 2024, she will be teaching Bachelor’s courses at the Hong Kong Arts School. She enjoys the uncertainty and diversity inherent in the process of working with clay. She participated in the 2021 Kohila Symposium, showcasing her ceramic works, and held her first solo ceramic exhibition in Estonia in 2023

習陶十多年，2021年於愛沙尼亞藝術學院修畢工藝與設計之陶藝碩士課程，以畢業作品 - Fuzziness 獲頒年輕應用藝術家獎。2014 年修畢視覺藝術教育文憑課程，至今有近8年中學任教陶瓷課經驗，亦是泥塵記課程的主要授課導師，2024年開始於香港藝術學院任教陶藝學士課程。

她喜歡陶泥過程衍生的不確定性以及多元性，曾參與2021 Kohila Symposium作陶藝作品分享及展覽。2023年於愛沙尼亞舉辦了首個個人陶藝展覽

**Gloria Lai**  
黎慧珊



Lai Wai Shan graduated from the School of Visual Arts at Hong Kong Baptist University in 2014. During her studies, she spent time as an exchange student at the Department of Fine Arts at Tunghai University in Taiwan, where she developed a fondness for the local cultural aesthetics. In 2015, together with her partner Chan Nga Man, they conceived a ceramic brand project and won the “YCE Award.” They established the Laichankee studio and have devoted themselves to teaching and researching ceramics for many years.


黎慧珊，2014年於香港浸會大學視覺藝術院畢業，期間曾於台灣東海大學美術系作交流生，喜歡當地對文化美感的生活追求。2015年與伙伴陳雅雯共同構思陶瓷品牌計劃，取得「啟德創新企劃獎」，組成「泥塵記」工作室，多年來用心教學及鑽研陶藝。

**Ellie Ma**  
馬安兒




Ma On Yee graduated from the School of Visual Arts at Hong Kong Baptist University in 2014. During her studies, she explored the resonance between materials and painting, particularly favoring ceramics and painting as mediums for emotional expression and life documentation. The texture and form of clay fully manifest the rough yet delicate emotions in life. She has been the principal of the Laichankee studio and the lead instructor for many years, enthusiastically organizing various ceramic firing activities to enrich teaching content.

馬安兒，2014年於香港浸會大學視覺藝術院畢業，在學期間探索物料和繪畫之間的呼應，尤其喜愛以陶瓷和繪畫作為其情感表達及生活記錄的媒介。泥土的質感和形態充分表現於生活中既粗糙且細膩的感情。她擔任「泥塵記」工作室主理人及主導師多年，熱心舉辦各項陶藝燒製活動，豐富教學內容。



# ABOUT LAICHANKEE

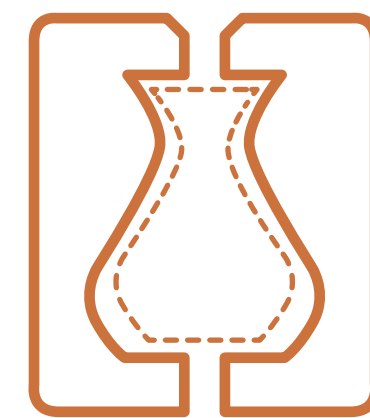
關於泥塵記




**Sculpture & Modeling**  
雕塑及造型




**Pottery**  
陶器



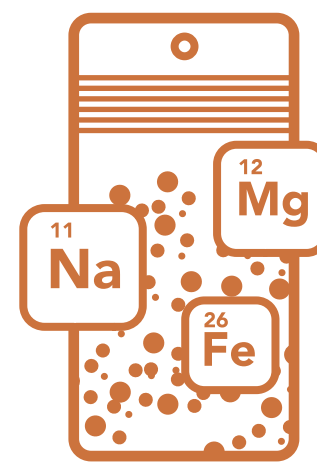
**Moulding & Casting**  
模具



**Firing**  
燒製



**Surface Decorations**  
繪製及圖紋處理




**Glaze Studies**  
釉藥調製



**Processing Clay**  
練土




**Repair & Conservation**  
陶瓷修復



**Art Appreciation**  
藝術欣賞



**Art & Craft Market**  
藝術市集



**Art Exhibition**  
藝術展覽



**Ceramics Design**  
陶瓷設計



# TRIAL CLASS

## 體驗班

### Introduction 簡介

The design goal of the pottery experience class is to provide beginners with a taste of pottery making in a one-time class. Participants can choose learning content based on their interests, selecting between wheel throwing, hand-building, and tile decoration. After undergoing studio processing (such as trimming, glazing, and firing), participants will receive a completed piece. The steps and pace of each experience class are appropriately adjusted to make them accessible and enjoyable for students with different learning abilities within the two-hour timeframe.

\* Studio processing takes about one month. For participants who choose wheel throwing or hand-building and wish to glaze their pottery by themselves, they can choose another day for a glazing class after the experience class.

體驗班的設計目標在使初學者能淺嚐製作陶藝的一次性課堂。學員可以按自己興趣選擇學習內容，在拉坯、手捏和花磚之間選擇，並在經過陶室代加工\*（如修坯、上釉和燒製）後，獲得完成作品一份。各體驗課堂的步驟和節奏都經過適度調節，深入淺出，務求讓不同學習能力的同學都可在兩小時內體會學陶的樂趣。

\* 代加工需時約一個月。如選擇拉坯及手捏的同學希望自己親手為陶件上釉，可選擇在體驗課後另選日子進行上釉課。





# TRIAL CLASS

## 體驗班

Session  
課節



1 session

Class Hours  
課時



2hrs

Registration type  
報名種類




Individual  
個人



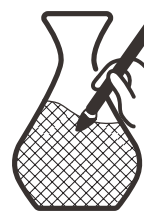
Group Discount  
團體優惠  
(6-8 pp)



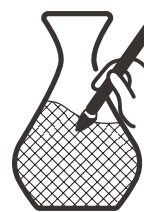
### Wheel-Throwing 拉坯



### Hand-Building 手捏



### Engobe Plate 花磚



### \*Glazing Class \*上釉班

\* Laichankee does not offer separate glazing experience class options.

\* 泥塵記並沒有提供單獨上釉體驗課選擇



### Wheel-throwing

拉坯



Creation: Cup / Bowl / Vase / Small Plate

製作：杯 / 碗 / 直身花瓶 / 小碟


- Demonstrate and teach how to use the pottery wheel to create uniformly shaped vessels.
- Demonstrate and teach pottery wheel techniques.
- Assist participants while they create, teaching fundamentals.
- Teach centering techniques and the step-by-step process of creating cylindrical or vase-shaped pieces.
- Provide special tools for creating interesting textures.

- 教授使用拉坯機製作出均稱的器物形態
- 示範及教授拉坯技巧
- 從旁協助學員製作，教授基礎
- 定中心技巧，製作直筒形的各步驟
- 提供特別工具造出有趣紋理



### Hand-Building

手捏



Creation: Cup / Bowl / Plate / Sake Bottle

製作：杯 / 碗 / 碟 / 清酒樽

- Focus on using both hands and tools to shape ceramic forms.
- Teach hand-building techniques such as pinch, coil, or slab building to create vessels.
- Instruct on surface decoration of wet clay, creating various textures and patterns (carving, pattern decoration, etc.)
- Encourage diverse shapes in the creations, allowing for handmade characteristics to be evident.

- 主要學習用雙手及工具塑造陶件形態
- 教授手塑、泥板或盤築法去塑造器皿
- 教授濕件表面裝飾處理，製作不同質地和紋理 (雕刻、花紋裝飾等)
- 作品形狀比較多樣，充滿手作痕跡

# TRIAL CLASS

## 體驗班



Session  
課節

1 session



Class Hours  
課時

2hrs



Registration type  
報名種類


Individual  
個人



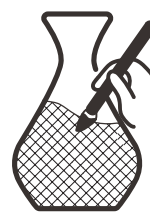
Group Discount  
團體優惠  
(6-8 pp)



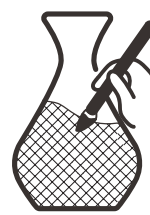
### Wheel-Throwing 拉坯



### Hand-Building 手捏



### Engobe Plate 花磚



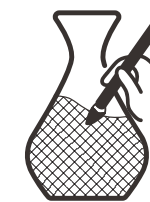
### \*Glazing Class \*上釉班

\* Laichankee does not offer separate glazing experience class options.

\* 泥塵記並沒有提供單獨上釉體驗課選擇



### Engobe Plate 花磚



Creation: Ceramic Plate with Floral Pattern  
(Choose One: Circular/Square/Flower-shaped)

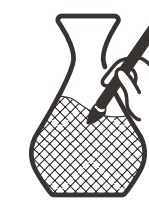
製作：花磚陶碟 (三選一；圓形/方形/花形)

- Referencing traditional floral patterns found on old-style ceramic tiles, assemble various combinations.
- Learn clay slab imprinting techniques.
- Learn adhesive techniques to attach a foot to the plate.
- Provide multicolored decorating clay for coloring the patterns on the artwork.

- 參考舊式花磚的花紋圖案，拼湊不同組合
- 學習泥板壓印
- 學習黏貼技巧，為碟子盤足
- 提供多色化妝土，為作品圖案上色

### Glazing Class

#### 上釉班



#### Class Schedule 上課時間

After completing the introductory wheel-throwing and hand-building class, please schedule your glazing session.

(Usually scheduled three weeks after the initial class)

\* Participants must first attend either the wheel-throwing or hand-building class.

於首堂體驗拉坯及手捏課完結後預約上釉課日期

(一般在三星期後)

\* 學員需先上體驗拉坯或手捏課

#### Introduction 簡介

- Apply glaze colors to bisque ware.
- Learn basic knowledge and principles of pottery glazes.
- Instruct different glazing methods and techniques.
- Learn the difference between underglaze and overglaze applications.
- Apply high-temperature glazes to bisque ware, creating unique layered effects through various glaze color combinations.

- 為素件施釉色
- 學習基礎陶器釉藥的知識和原理
- 教授不同施釉方法及技巧
- 學習釉下彩及釉上彩之分別
- 學習以高溫釉為素件上釉，透過多種釉色的配搭造出獨特的疊色效果。

Materials: Underglazes, high-temperature glazes

(Multiple glaze color options provided)

材料：釉下彩、高溫釉

(提供多種釉色選擇)



# BEGINNER CLASS

## 初階班

### Introduction 簡介

The beginner class is designed for novice pottery students, providing content in four fundamental pottery categories. The beginner class is conducted in four sessions per term. Compared to introductory workshops, students have more time to understand each category and can explore more creative directions through different entry points in the beginner course. The initial stage of pottery learning focuses on exploration and does not follow a strict sequence. Beginners can start from scratch in any category and experience the complete process of a technique. In addition to the well-known wheel throwing technique, other categories include surface pattern treatment of clay, plaster molds integral to pottery, and sculpting geometric shapes.

初階班為初學陶藝的學員而設，提供四個陶藝基礎範疇的內容。初階班以四堂為一期，相較體驗課，學員可以用較長的時間了解各個範疇，也可以從初階課程中以不同切入點嘗試更多創作方向。陶藝的初學階段以探索為主，並沒有主要的先後次序，新手學員可以零基礎進入任何一個範疇，經驗一種技法的完整過程。除了廣為人知的拉坯技法，另外分為泥胎表面的圖紋處理、與陶泥密不可分的石膏倒模以及幾何圖形雕塑等。





# BEGINNER CLASS

## 初階班

Session  
課節



4 sessions

Class Hours  
課時



2hrs

Registration type  
報名種類



Individual  
個人



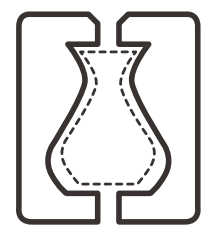
Group Discount  
團體優惠  
(6-8 pp)



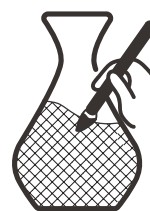
### Pottery 陶器



### Sculpture & Modeling 雕塑及造形



### Moulding & Casting 倒模



### Surface Decorations 繪製及圖紋處理



### Pottery

#### 陶器

Creation: A set of container with lid.

製作：一組蓋罐

- Learning to throw straight-walled cylindrical forms
- Learning to measure and create cylindrical pieces
- Teaching the formation of three different types of lids for jars
- Teaching precise measurement of diameters and trimming of clay
- Measuring and crafting cup lids
- Designing simple handles for cup lids

- 學習直身圓筒形拉坯
- 學習量度及製作圓筒形坯件
- 教授三款不同蓋罐的造形
- 教授如何精準地量度直徑並修坯
- 進行杯蓋量度及製作
- 為杯蓋手把設計簡單造型



### Sculpture & Modeling

#### 雕塑及造形


Creation: Choose one animal sculpture out of five

(fish, cat, penguin, dog, bird)

製作：五選一動物雕塑 (魚、貓、企鵝、狗、鳥)

- Simple animal sculpting imitation exercises
- Observation and measurement exercises on basic animal shapes, gestures and poses
- Teaching adhesion and assembly of components
- Learning how to hollow out solid shapes after drying to reduce weight
- Applying single-color clay slurry to enhance the shadows and three-dimensionality of the animal

- 簡易動物造型模仿練習
- 動物基本造型的觀察及量度練習
- 教授黏貼及組合部件
- 學習如何從實體造型風乾後掏空以減輕重量
- 塗上單色泥漿以增添動物的陰影及立體感





# BEGINNER CLASS

## 初階班

Session  
課節



4 sessions

Class Hours  
課時



2hrs

Registration type  
報名種類




Individual  
個人



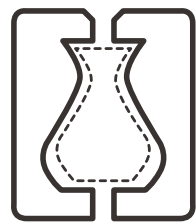
Group Discount  
團體優惠  
(6-8 pp)



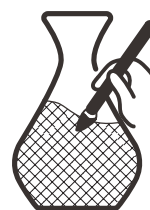
**Pottery**  
陶器



**Sculpture & Modeling**  
雕塑及造形



**Moulding & Casting**  
倒模




**Surface Decorations**  
繪製及圖紋處理



### Moulding & Casting

#### 倒模



Creation: A single-sided mould and 2-parts mould

製作：一個單邊模，一個二分模


- Learning to make simple shapes using single-sided moulds with the press mould technique
- Selecting one item from a variety of materials provided to make a single-sided mould
- Practicing making pottery using single-sided moulds
- Understanding the principles of 2-parts moulds and practicing mould making with small symmetrical objects
- Learning about different types of plaster and their mixing ratios

- 學習單邊模以壓模方式製作簡單形狀
- 從提供的不同材質物件中選取其中一樣以製作單邊模具
- 使用單邊模練習製作陶件
- 了解二分模原理，以小型對稱物進行覆模練習
- 學習石膏種類及成型比例



### Surface Decoration

#### 繪製及圖紋處理




Creation: 8 clay slabs with different pattern techniques

製作：八塊以不同技巧作圖紋處理的泥板

- Teaching flat slab construction techniques
- Introducing various surface decoration methods
- Learning the technique of underglaze decal transfer
- Practicing image transfer onto leather-hard clay pieces
- Understanding the use of wax resist technique for creating images
- Gaining a basic understanding of on-glaze decal application, decorating fired ceramics with decals stickers

- 教授泥板平面製作
- 認識各種不同的表面裝飾技法
- 學習技法釉下彩貼紙移印
- 練習於皮革硬狀態的陶件上進行圖像轉移
- 認識如果使用蠟水遮蓋法畫艷圖像
- 初步了解釉上彩貼紙的應用，用已高溫燒成的陶器進行貼紙裝飾





# INTERMEDIATE COURSE

## 中階班

### Introduction 簡介

The intermediate class is designed for students who have been practicing pottery for a period of time, providing content in four advanced pottery categories. The intermediate class is conducted in eight sessions per term. Compared to the beginner class, students can gain new insights into pottery from a fresh perspective, enrich their perspectives, and learn to create from different angles. They learn different methods from various pottery instructors, including scientific experiments in glazing, understanding the native soil of geological materials, the aesthetic technique of kintsugi for repairs, and advanced wheel throwing techniques for combining and creating innovative shapes. The intermediate class is designed for students who have been practicing pottery for a period of time, providing content in four advanced pottery categories. The intermediate class is conducted in eight sessions per term. Compared to the beginner class, students can gain new insights into pottery from a fresh perspective, enrich their perspectives, and learn to create from different angles. They learn different methods from various pottery instructors, including scientific experiments in glazing, understanding the native soil of geological materials, the aesthetic technique of kintsugi for repairs, and advanced wheel throwing techniques for combining and creating innovative shapes.

中階班為已習陶藝一段時間的學員而設，提供四個陶藝進階範疇的內容。中階班以八堂為一期，相較初階班，學員可以從一個新的切入點了解陶藝，增添視野養份，學習以不同面向進行創作，從不同陶藝家導師身上學習不一樣的方法學，包括科學實驗的開釉、了解地源物料的原生土、修補美學的金繼技法、合併組成新穎造型的進階拉坯技法。





# INTERMEDIATE COURSE

## 中階班

Session  
課節



8 sessions

Class Hours  
課時



2hrs

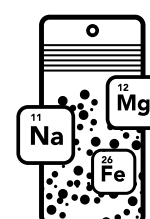
Registration type  
報名種類



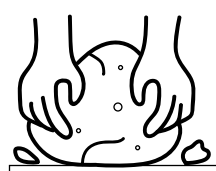
Individual  
個人



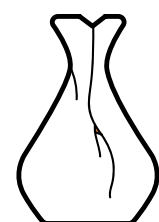
Group Discount  
團體優惠  
(6-8 pp)



Glaze Mixing  
調釉



Processing Clay  
練土



Repair & Conservation  
陶瓷復修



Pottery  
陶器

Laichankee Intermediate Course  
**Kintsugi**  
金繼 陶藝中階班

Kenneth Lee

Laichankee 泥 塵 記

Laichankee Intermediate Course  
**Glaze Mixing**  
調釉 陶藝中階班

Pricilla Chan

Laichankee 泥 塵 記

Laichankee Intermediate Course  
**Found Soil**  
原土 陶藝中階班

Niko Leung

Laichankee 泥 塵 記

Laichankee Intermediate Course  
**Throwing in Two Parts**  
合併技法 陶藝中階班

Yumi Chui

Laichankee 泥 塵 記



# GROUP CLASSES - SCHEDULE/TIME SLOTS

## 團體班 - 時間 / 時段

### Introduction 簡介

Laichankee offers pottery classes for different groups and companies. The course content and fees will be adjusted based on the duration, location, participants, and number of classes to ensure comprehensive planning to meet the needs of the students. Units interested in collaborating for group classes should pay attention to these four aspects and discuss the course content with us before providing a quotation.

泥塵記為不同團體和公司提供陶藝課程，課程內容和收費會根據上課時數、地點、對象和人數進行調整，以確保提供最全面的內容規劃以滿足學員的需求。有意與我們合作團體班的單位請注意這四項內容，在報價之前與我們商討課程內容。

- Laichankee provides well-designed courses and plans for groups.
- Courses can be mutually negotiated and adjusted according to expectations.
- Target audience: Schools/Companies/Organizations/Clubs
- Number of participants: Group class size depends on the location.
- Each outreach activity can accommodate group classes of 10 - 30 people per session.
- The maximum number of participants for group classes in the studio is 14 people.
- Groups that have been engaged include various primary and secondary schools, universities, corporate team-building workshops, brand promotion activity workshops, social welfare organization group teaching, and more.

- 泥塵記為團體設計周全的課程與規劃。
- 課程可以雙方共同洽商，按照期望調整課程內容。
- 對象：學校／公司／機構／社團
- 人數：視乎上課地點而決定團體班人數。
- 每次外展活動可舉辦團體班人數為每節 10 - 30 人。
- 工作室內團體班人數上限為 14人。
- 已接觸的團體包括各中小學、大學、公司Team-Building 工作坊、品牌推廣活動的器物工作坊、社福機構團體教學等等。





# GROUP CLASSES - SCHEDULE/TIME SLOTS

## 團體班 - 時間/時段



### Daily Plan 單日課程

Experience the joy of pottery with our daily classes, designed for groups and companies seeking creative and relaxing activities. Laichankee offers flexible class times and locations, ensuring a personalized and immersive experience. Contact us to tailor the course content to your group's needs before booking.

體驗陶藝的樂趣，參加我們的每日課程，這是為尋求創意和放鬆活動的團體和公司設計的。泥塵記提供靈活的上課時間和地點，確保個性化和身臨其境的體驗。預訂前請與我們聯繫，以根據您的團體需求定制課程內容。



### Monthly Plan (1 - 6 Months) 月計課程 (1-6個月)

Dive deeper into the art of pottery with our monthly classes, consisting of four sessions per month. Perfect for teams and groups looking for regular, enriching creative activities, our courses at Laichankee can be adjusted to fit your schedule and location. Discuss with us to customize the class content and get a quotation based on your specific requirements.

通過我們的每月四堂的課程，深入探索陶藝的世界。這是為尋求定期、有益創意活動的團隊和團體設計的，泥塵記的課程可根據您的時間和地點進行調整。與我們討論以定制課程內容，並根據您的具體需求獲取報價。



### Yearly Plan 每年計劃

Embark on a comprehensive journey into the world of ceramics with our yearly classes. Choose from our beginner and intermediate courses based on the skill level of the participants. This is ideal for dedicated enthusiasts and corporate teams aiming to develop advanced skills. Laichankee offers extensive, well-planned courses tailored to your needs. Contact us to discuss the details and get a customized quotation.

開展陶藝的全面旅程，參加我們的年度課程。在現有的初階及中階課程中選擇適合學員程度的課程，這對於致力於發展高級技能的愛好者和企業團隊來說是理想選擇。泥塵記提供廣泛且精心規劃的課程。我們根據您的需求調整內容和費用，確保完整且滿意的學習體驗。請與我們聯繫，討論詳細信息並獲取量身定制的報價。





# GROUP CLASSES - LOCATION

## 團體班 - 地點

### Laichankee Studio 泥塵記工作室

Laichankee Studio offers an exceptional pottery experience with its large capacity and comprehensive facilities. The studio boasts two spacious rooms equipped with all the basic pottery necessities, including 14 wheel-throwing machines and a designated wedging area. Potters will find inspiration among the more than 200 available glazes, ensuring a wide variety of creative possibilities. Conveniently located in the Lai Chi Kok area of Kowloon district, the studio is easily accessible, just a 3-minute walk from the MTR station. Laichankee Studio is also designed with accessibility in mind, providing a disabled-friendly environment to accommodate all pottery enthusiasts.

泥塵記工作室為您提供卓越的陶藝體驗，擁有寬敞的空間和完善的設施。工作室內設有兩個大房間，配備所有基本的陶藝設備，包括14台拉坯機和專門的搓泥區。陶藝愛好者可以在超過200種釉料中尋找靈感，創造出無限的可能性。工作室位於九龍區的荔枝角，交通十分便利，距離地鐵站僅需步行3分鐘。泥塵記工作室也考慮到無障礙設計，提供殘疾人士友善的環境，歡迎所有陶藝愛好者前來體驗。


### Off-site Classroom (with equipment) 外展課室（具有設備）

Provide kiln, wheel, table, and water supply  
Eg: School Art room, Community Center  
提供窯、拉坯機、工作檯及課室具備水源  
例如：學校視藝室，社區中心



### Off-site Classroom (without equipment) 外展課室（沒有設備）

Only provide table and without water supply  
只提供工作檯而活動室沒有自來水提供



Laichankee will adjust the class content to fit in different locations and situations. The cost will also be adjusted for the circumstances.

泥塵記會根據以上上課地點和情況設計合適的課堂內容內容。費用也會根據情況作出調整。





# COLLABRATION(SCHOOL)

## 過住合作單位(學校)

### Introduction 簡介

This engaging and hands-on course introduces students to the art of pottery, where they will learn essential techniques such as hand-building, wheel throwing, and glazing. Our classes are designed to nurture creativity and develop fine motor skills while providing a fun and relaxing environment. Students will explore their artistic expression and create unique ceramic pieces. Join us to discover the joy of working with clay and develop a lifelong appreciation for the craft of ceramics.

泥塵記工作室為學校提供有趣且實踐性強的課程，向學生介紹陶藝及教授基本技術，如手工製作、拉坯和上釉。我們的課程旨在培養創造力和發展精細的動作技能，同時提供一個有趣和放鬆的環境。學生將探索自己的藝術表達，並創作出獨特的陶瓷作品。一起體驗學習陶土的樂趣，並培養對陶藝的熱愛。







# COLLABRATION(SCHOOL)

## 過住合作單位(學校)

School Name 學校名稱	Class Hours/Session 課時/課節	Location 地點	No. of Student 學生人數	Content 內容
佛教沈香林紀念中學 Buddhist Sum Heung Lam Memorial College	每節2小時，為期3星期 2 hours session for 3 weeks	泥塵記工作室 Laichankee Studio	30	為中三學生設計的短期手捏課程，一個月內學習基礎技巧以製作禮物。 A short-term hand-building course designed for Secondary 3 students, where they will learn basic techniques to create gifts within a month.
香港兆基創意書院 HKICC Lee Shau Kee School of Creativity	每節3小時，共兩節 2 three hours sessions	學校陶藝室 School ceramics room	20	基礎釉藥調配班 Basic Glaze Formulation Class
大埔浸信會公立學校 Tai Po Baptist Public School	每星期一節，每節1小時，為期一個學年 1 hour a week for 1 academic year	學校陶藝室 School ceramics room	10	21-22學年年度陶器班 21-22 Annual Pottery Class
漢基國際學校 Chinese International School	每節50-60分鐘，一天四節，共兩天 Four 50-60 mins sessions a day, two days	學校視藝室 School VA room	156	中國文化活動，以剔花為主題的陶碟工作坊，以教授基本的泥板及上釉技巧。 A Chinese Cultural Activity: Porcelain Plate Workshop with Sgraffito Theme, Teaching Basic Clay Slab and Glazing Techniques.
展亮技能發展中心(薄扶林) Shine Skills Centre (Pokfulam)	每星期一節，每節2小時，為期五個星期 2 hours a week for 5 weeks	學校陶藝室 School Ceramics room	8	為特殊教育學生提供五堂基礎技巧課程 Providing Five Basic Skills Classes for Special Education Students
東華三院黃笏南中學 TWGHs Wong Fut Nam College	每星期一節，每節1.5小時，為期一個學年 1.5 hours a week for 1 academic year	學校陶藝室 School Ceramics room	20	主要教授拉坯及上釉技巧，三個Session中每次接觸不同組別的學生。 Primary focus on teaching wheel throwing and glazing techniques, with sessions tailored for different groups of students
福建中學 Fukien Secondary School	共8小時，兩天進行 2 days, total 8 hours lesson	泥塵記工作室 Laichankee Studio	4	主要教授初階班中的倒模課程，學習如何複製陶器，以協助校本評核中的創作。 Basic Glaze Formulation Class



# COLLABORATION (ORGANIZATION)

## 過住合作單位(團體)

### Introduction 簡介

Laichankee Pottery Studio, where we specialize in offering customized pottery courses for organizations. Whether you're a team looking to bond creatively or a company seeking a unique corporate event, our studio provides tailored sessions in hand-building, wheel throwing, and glazing. Contact us to discuss how we can design a pottery experience that meets your group's specific needs and goals. Discover the joy of ceramics with Laichankee Pottery Studio today!

泥塵記陶藝工作室專注於為組織提供定制的陶藝課程。無論您是希望團隊創意共融，還是企業尋求獨特的企業活動，我們的工作室提供手捏製作、拉坯和上釉等定制課程。請聯繫我們，討論如何設計一個符合您組織需求和目標的陶藝體驗。立即與泥塵記陶藝工作室一起探索陶藝的樂趣吧！



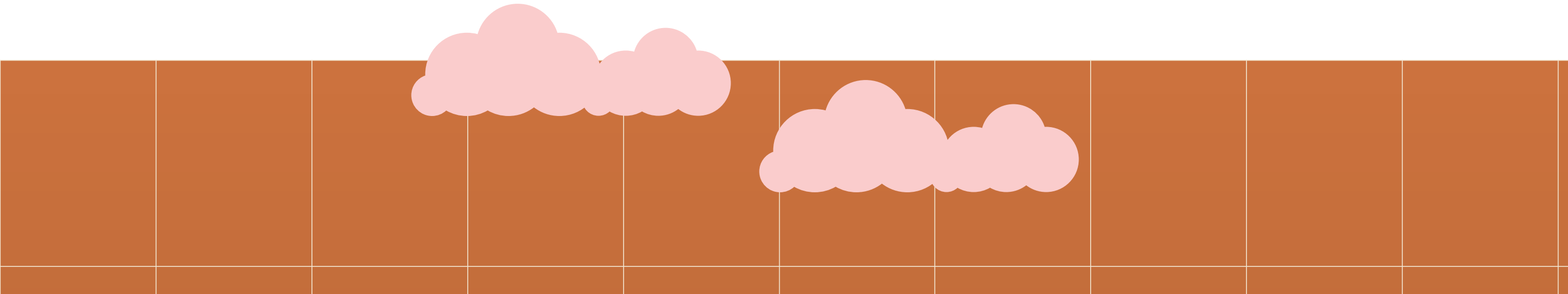




# COLLABORATION (ORGANIZATION)

## 過往合作單位(團體)

Name of organization 機構名稱	Hours 課時	Location 地點	Participants 人數	Content 內容
明愛賽馬會黃大仙青少年綜合服務 Caritas Jockey Club Integrated Service for Young People	6 小時 6 hours	青少年綜合服務中心/網上 Caritas Jockey Club centre / Online platform	20	為小童設計有趣的體驗課堂，以五感體驗開始陶藝創作。學習觀察、聆聽、模仿以及感受去創作陶藝作品。 Designed for children, this engaging experience class introduces them to pottery creation through the five senses. They will learn to observe, listen, imitate, and feel as they create their own ceramic pieces.
香港小童群益會 賽馬會大埔青少年綜合服務中心 The Boys' & Girls' Club Association of Hong Kong Jockey Club Tai Po Children & Youth Integrated services centre	4小時 4 hours	泥塵記工作室 Laichankee Studio	10	學習泥板、泥條盤築淺以製作手捏杯或陶碟。 Learning slab and coil building techniques to create hand-built cups or ceramic plates.
耆康會葵涌懷熙長者地區中心 SAGE Chan Tseng Hsi Kwai Chung District Elderly Community Centre	2小時 2 hours	長者地區中心 Elderly Community Center	20	學習泥板、泥條盤築淺以製作手捏杯或陶碟。 Learning slab and coil building techniques to create hand-built cups or ceramic plates.
DCP Capital	2小時 2 hours	泥塵記工作室 Laichankee Studio	10	主要教授拉坯技巧，為公司團隊提供陶藝創作的體驗。 Primary focus on teaching wheel throwing techniques, with sessions tailored for different team building activities in the single session.
香港文化博物館 Hong Kong Heritage Museum	4小時	香港文化博物館 Hong Kong Heritage Museum	80	藝術展覽周邊公眾體驗活動 Public Art Exhibition related experience activities





# SPECIAL COURSE

## 特別課程

### Wood-Firing Experience Class

#### 柴燒體驗班

Immerse yourself in the ancient art of wood-firing, where pottery meets tradition in an atmospheric kiln. Learn the techniques of loading, firing, and the unique effects of wood ash on ceramics.

體驗擁有源遠流長歷史的柴燒陶藝，這是一種將陶藝與天然植物灰釉相結合的藝術，讓您在富有氛圍的窯爐中學習裝窯、燒製技術，以及柴灰對陶瓷的獨特影響。

### Raku Firing Experience Class

#### 樂燒體驗班

Explore the exhilarating Raku firing technique, known for its rapid firing and post-firing reduction. Create distinctive pieces with vibrant glazes and unpredictable patterns.

探索令人振奮的樂燒技術，這種快速燒製和燒後還原的技術，創作出具有生動釉面和不可預測圖案的獨特作品。

### Reduction Firing Experience Class

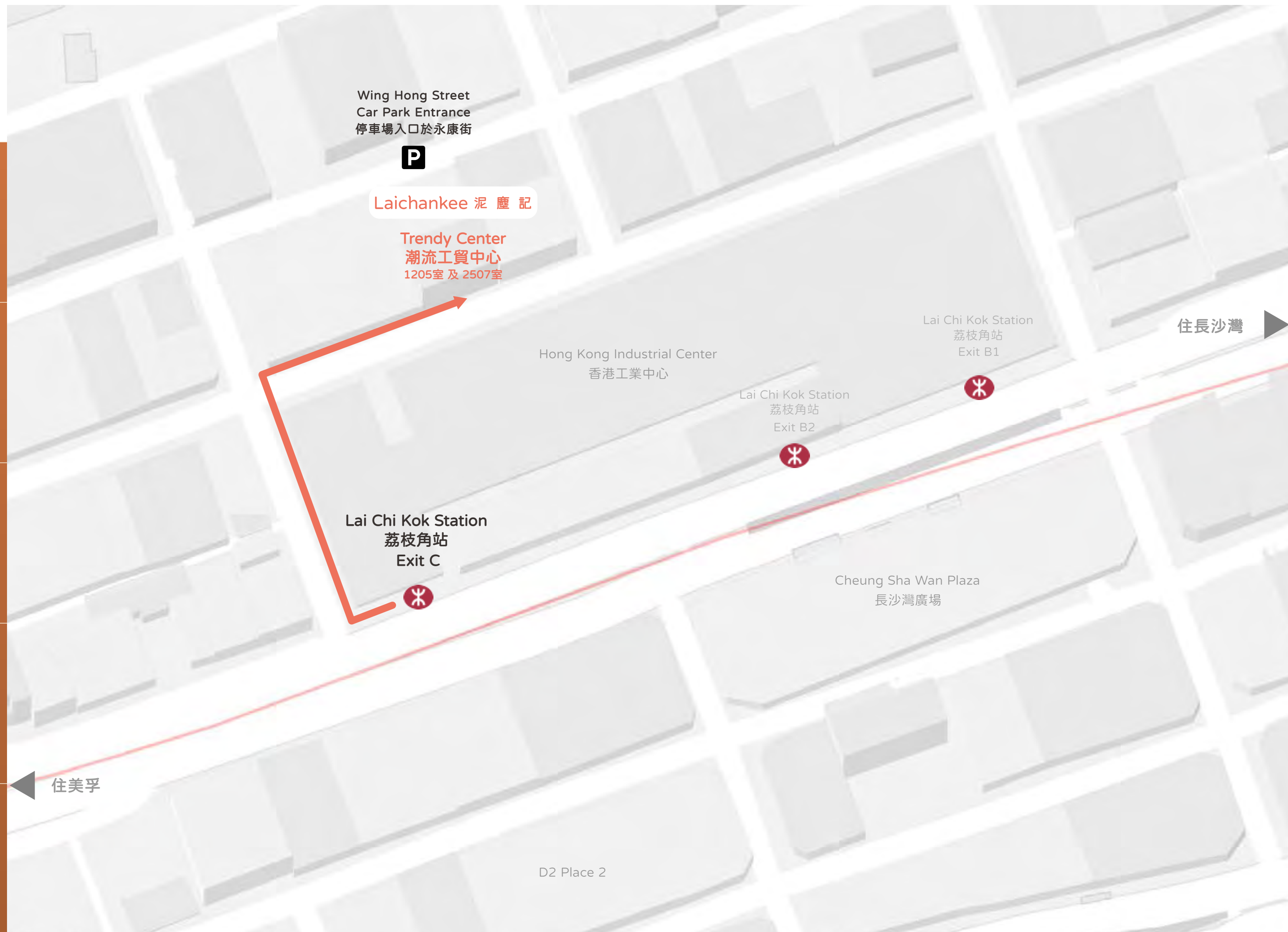
#### 還原燒體驗班

Explore reduction firing techniques, which involve controlling oxygen levels in the kiln to alter glaze colors and create captivating surface effects. This two-day course includes an introduction to firing principles and hands-on glazing sessions.

了解還原燒技術，這種通過控制窯爐中氧氣水平改變釉面顏色，並創造出迷人表面效果的技術。為期兩天的課程，可以了解燒製原理及參與上釉體驗課節。







# ABOUT LAICHANKEE

## 關於泥塵記

Phone  
電話

6922 9128

Email  
電郵

laichankee.studio@gmail.com  
laichan.ceramics@gmail.com

Address  
地址

Room 2507 Trendy Centre, 682 Castle Peak Road, Lai Chi Kok,  
Kowloon, Hong Kong  
香港九龍荔枝角青山道682號潮流工貿中心2507室

Office Hours  
工作時間

10:00 - 18:00

Website/Social Media  
網址/社交平台

www.laichankee.com

  Laichankee